



# EMIF02-MIC01F2

## 2-line IPAD™, EMI filter including ESD protection

### Features

- 2-line symmetrical low-pass filter
- Lead-free package
- High-density capacitor
- High-efficiency EMI filtering
- Very small PCB footprint: 1.42 mm x 1.92 mm
- Very thin package: 0.65 mm
- High-efficiency ESD suppression (IEC 61000-4-2 level 4)
- High reliability offered by monolithic integration

### Complies with the standards:

- IEC61000-4-2 Level 4 on inputs and outputs
  - 15 kV (air discharge)
  - 8 kV (contact discharge)

### Application

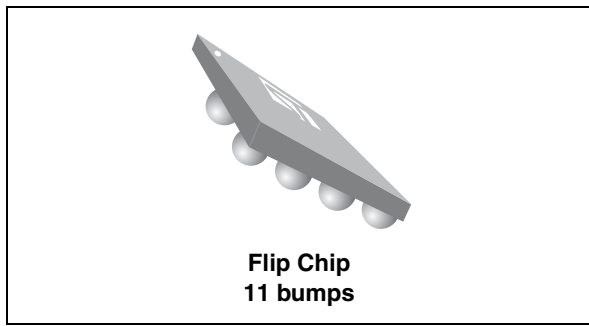
- Mobile phones (differential microphone filtering and ESD protection).

### Description

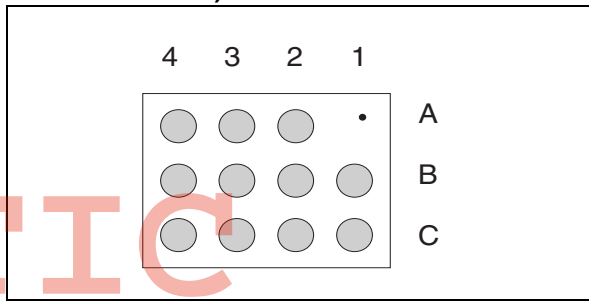
The EMIF02-MIC01F2 is a highly integrated device designed to suppress EMI / RFI noise for microphone line filtering.

The EMIF02-MIC01F2 Flip Chip packaging means the package size is equal to the die size. This is why the EMIF02-MIC01F2 is a very small device.

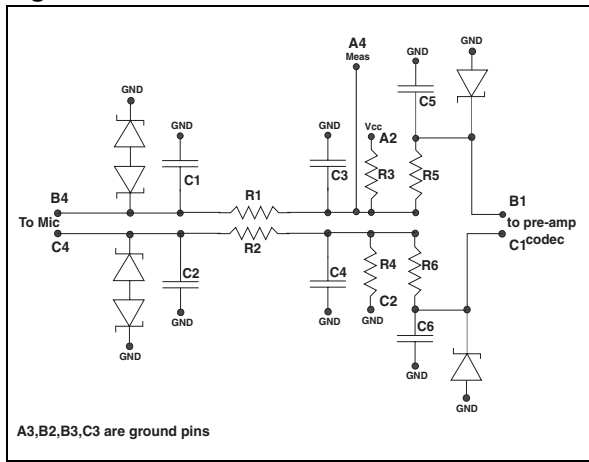
Additionally, the filter includes an ESD protection circuit to prevent damage to the protected device when subjected to ESD surges up to 15 kV.



**Figure 1. Pin configuration (bump side view)**



**Figure 2. Schematic**



**TM:** IPAD is a trademark of STMicroelectronics.

# 1 Electrical characteristics

**Table 1. Absolute maximum ratings ( $T_{amb} = 25\text{ }^{\circ}\text{C}$ )**

Symbol	Parameter	Value	Unit
$V_{PP}$	ESD IEC 61000-4-2, input and output pins - air discharge	15	kV
	ESD IEC 61000-4-2, in put and output pins - contact discharge	8	
$T_j$	Junction temperature	125	$^{\circ}\text{C}$
$T_{op}$	Operating temperature range	-40 to +85	$^{\circ}\text{C}$
$T_{stg}$	Storage temperature range	-55 to +150	$^{\circ}\text{C}$

**Table 2. Electrical characteristics ( $T_{amb} = 25\text{ }^{\circ}\text{C}$ )**

<b>Symbol</b>					
$V_{BR}$	Breakdown voltage				
$I_{RM}$	Leakage current @ $V_{RM}$				
$V_{RM}$	Stand-off voltage				
$V_{CL}$	Clamping voltage				
$R_d$	Dynamic impedance				
$I_{PP}$	Peak pulse current				
<b>Symbol</b>	<b>Test condition</b>	<b>Min</b>	<b>Typ</b>	<b>Max</b>	<b>Unit</b>
$V_{BR}$	$I_R = 1\text{ mA per line}$	14		18	V
$I_{RM}$	$V_{RM} = 3\text{ V per line}$			0.5	$\mu\text{A}$
C1, C2, C3 C4, C5, C6	$V_{LINE} = 0\text{ V}, V_{OSC} = 30\text{ mV}, F = 1\text{ MHz}$	0.8	1.0	1.2	nF
R1, R2	Tolerance $\pm 5\%$		50		$\Omega$
R3, R4	Tolerance $\pm 5\%$		1.00		k $\Omega$
R5, R6	Tolerance $\pm 5\%$		2.20		k $\Omega$

Figure 3. Filter response

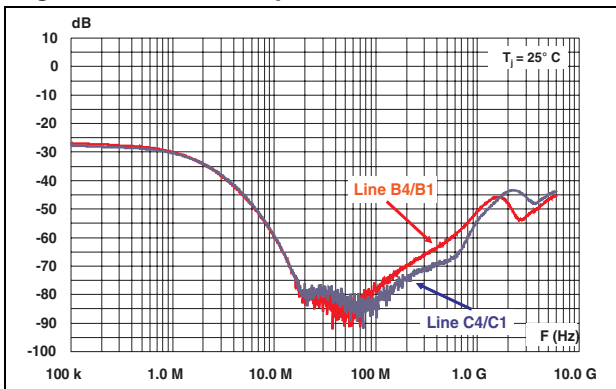


Figure 4. Analog crosstalk

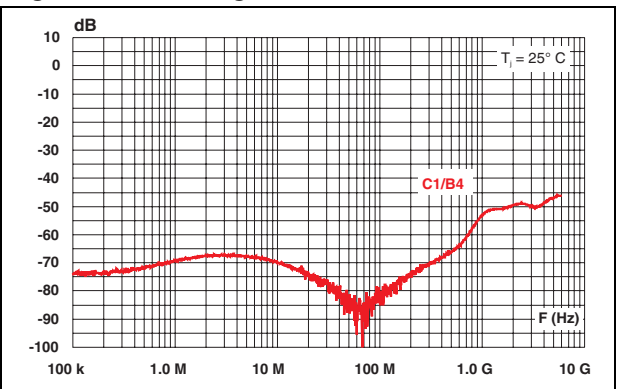


Figure 5. ESD response to IEC 61000-4-2 (+15 kV air discharge) on output (V<sub>OUT</sub>)

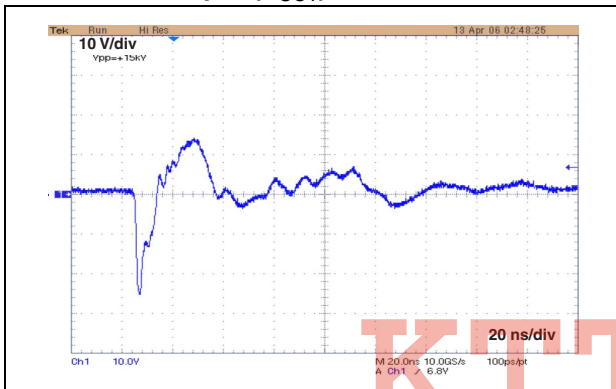
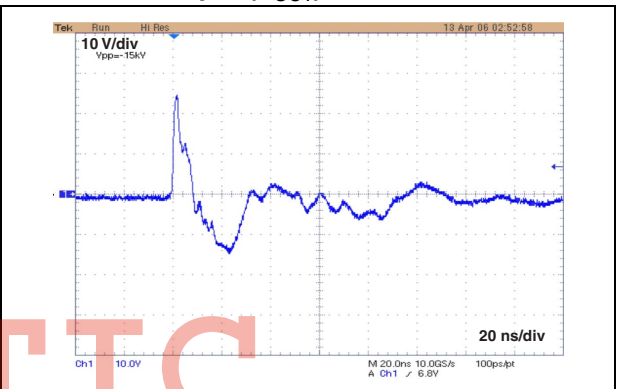
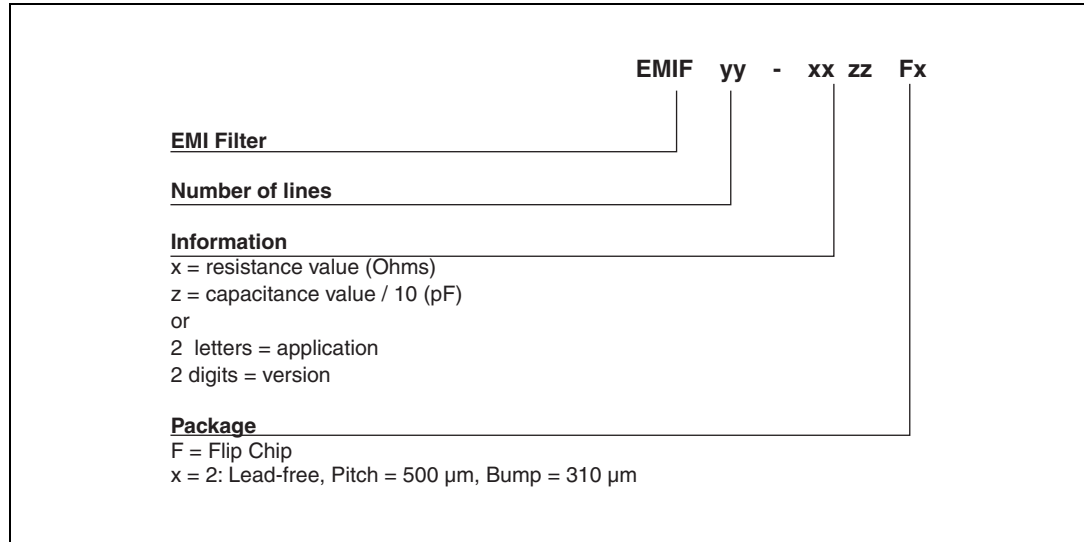


Figure 6. ESD response to IEC 61000-4-2 (-15 kV air discharge) on output (V<sub>OUT</sub>)



## 2 Ordering information scheme

Figure 7. Ordering information scheme



## 3 Package information

In order to meet environmental requirements, ST offers these devices in ECOPACK<sup>®</sup> packages. These packages have a lead-free second level interconnect. The category of second level interconnect is marked on the inner box label, in compliance with JEDEC Standard JESD97. The maximum ratings related to soldering conditions are also marked on the inner box label. ECOPACK is an ST trademark. ECOPACK specifications are available at [www.st.com](http://www.st.com).

Figure 8. Flip Chip dimensions

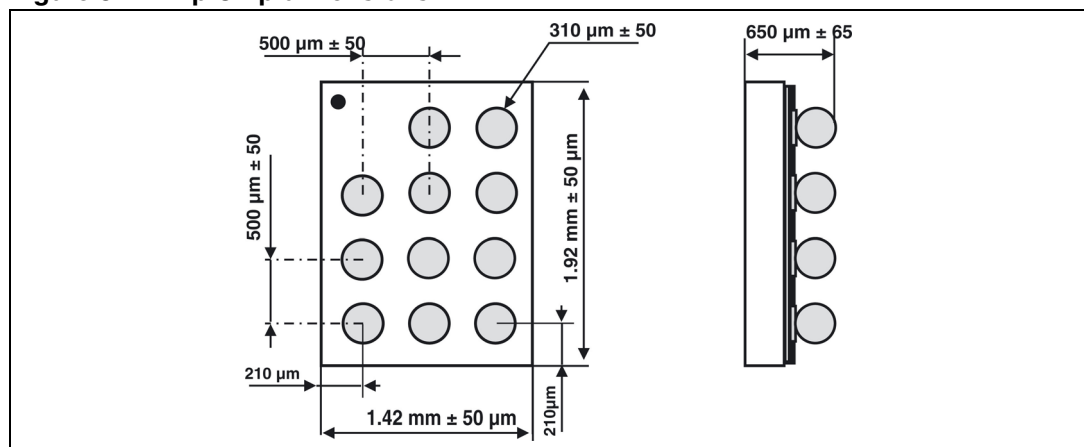


Figure 9. Footprint

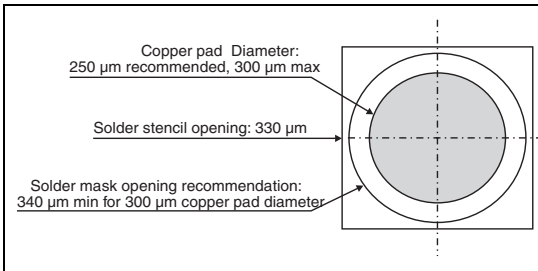


Figure 10. Marking

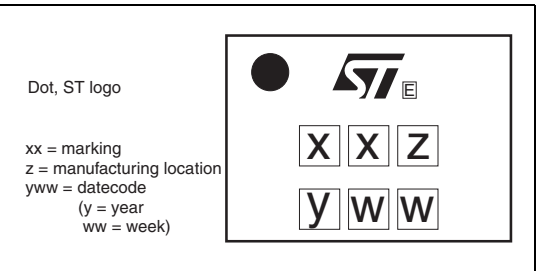
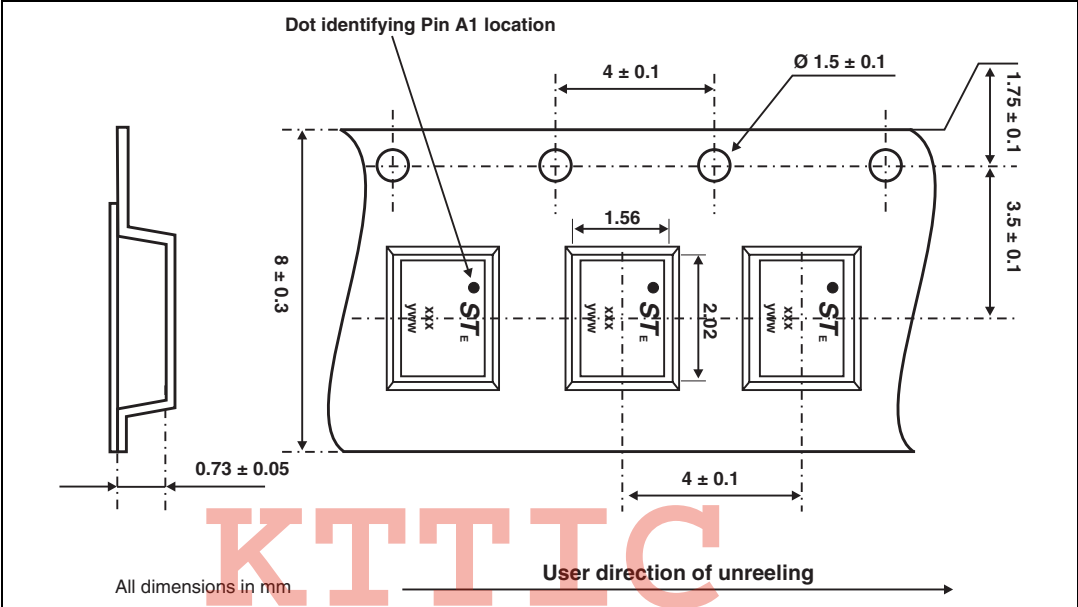


Figure 11. Flip Chip tape and reel specification



## 4 Ordering information

Table 3. Ordering information

Order code	Marking	Package	Weight	Base qty	Delivery mode
EMIF02-MIC01F2	GB	Flip Chip	3.8 mg	5000	Tape and reel (7")

Note: More packing information is available in the application notes:  
 AN1235: "Flip Chip: package description and recommendations for use"  
 AN 1751: "EMI filters: Recommendations and measurements"

## 5 Revision history

**Table 4. Document revision history**

Date	Revision	Changes
Sep-2004	3	Previous issue.
09-Feb-2006	4	Added ECOPACK statement. Updated graphics to current standards.
06-Oct-2006	5	Reformatted to current standards. Updated characteristic curves, removed Aplac information and updated tape and reel pocket dimensions.
17-Apr-2008	6	Updated ECOPACK statement. Updated <a href="#">Figure 7</a> , <a href="#">Figure 8</a> and <a href="#">Figure 11</a> . Reformatted to current standards.

# KTTIC

**Please Read Carefully:**

Information in this document is provided solely in connection with ST products. STMicroelectronics NV and its subsidiaries ("ST") reserve the right to make changes, corrections, modifications or improvements, to this document, and the products and services described herein at any time, without notice.

All ST products are sold pursuant to ST's terms and conditions of sale.

Purchasers are solely responsible for the choice, selection and use of the ST products and services described herein, and ST assumes no liability whatsoever relating to the choice, selection or use of the ST products and services described herein.

No license, express or implied, by estoppel or otherwise, to any intellectual property rights is granted under this document. If any part of this document refers to any third party products or services it shall not be deemed a license grant by ST for the use of such third party products or services, or any intellectual property contained therein or considered as a warranty covering the use in any manner whatsoever of such third party products or services or any intellectual property contained therein.

**UNLESS OTHERWISE SET FORTH IN ST'S TERMS AND CONDITIONS OF SALE ST DISCLAIMS ANY EXPRESS OR IMPLIED WARRANTY WITH RESPECT TO THE USE AND/OR SALE OF ST PRODUCTS INCLUDING WITHOUT LIMITATION IMPLIED WARRANTIES OF MERCHANTABILITY, FITNESS FOR A PARTICULAR PURPOSE (AND THEIR EQUIVALENTS UNDER THE LAWS OF ANY JURISDICTION), OR INFRINGEMENT OF ANY PATENT, COPYRIGHT OR OTHER INTELLECTUAL PROPERTY RIGHT.**

**UNLESS EXPRESSLY APPROVED IN WRITING BY AN AUTHORIZED ST REPRESENTATIVE, ST PRODUCTS ARE NOT RECOMMENDED, AUTHORIZED OR WARRANTED FOR USE IN MILITARY, AIR CRAFT, SPACE, LIFE SAVING, OR LIFE SUSTAINING APPLICATIONS, NOR IN PRODUCTS OR SYSTEMS WHERE FAILURE OR MALFUNCTION MAY RESULT IN PERSONAL INJURY, DEATH, OR SEVERE PROPERTY OR ENVIRONMENTAL DAMAGE. ST PRODUCTS WHICH ARE NOT SPECIFIED AS "AUTOMOTIVE GRADE" MAY ONLY BE USED IN AUTOMOTIVE APPLICATIONS AT USER'S OWN RISK.**

Resale of ST products with provisions different from the statements and/or technical features set forth in this document shall immediately void any warranty granted by ST for the ST product or service described herein and shall not create or extend in any manner whatsoever, any liability of ST.

ST and the ST logo are trademarks or registered trademarks of ST in various countries.

Information in this document supersedes and replaces all information previously supplied.

The ST logo is a registered trademark of STMicroelectronics. All other names are the property of their respective owners.

© 2008 STMicroelectronics - All rights reserved

STMicroelectronics group of companies

Australia - Belgium - Brazil - Canada - China - Czech Republic - Finland - France - Germany - Hong Kong - India - Israel - Italy - Japan - Malaysia - Malta - Morocco - Singapore - Spain - Sweden - Switzerland - United Kingdom - United States of America

[www.st.com](http://www.st.com)

